



Vaibhav Global Limited

Regd. Off.: K-6B, Fateh Tiba, Adarsh Nagar, Jaipur - 302004
Phone: 91-141-2601020; Fax: 91-141-2605077; CIN: L36911RJ1989PLC004945
Email : investor_relations@vaibhavglobal.com; Website: www.vaibhavglobal.com

Format of Holding of Specified securities

1. Name of Listed Entity: **VAIBHAV GLOBAL LIMITED**
2. Scrip Code/Name of Scrip/Class of Security: **532156, VAIBHAVGBL, EQUITY SHARES**
3. Share Holding Pattern Filed under: Reg. 31(1)(a)/Reg.31(1)(b)/Reg.31(1)(c)
 - a. if under 31(1)(b) then indicate the report for quarter ending **31st December, 2019**
 - b. if under 31(1)(c) then indicate date of allotment/extinguishment
4. Declaration : The Listed entity is required to submit the following declaration to the extent of submission of information:

	Particulars	YES*	NO*
a	Whether the Listed Entity has issued any partly paid up shares?		No
b	Whether the Listed Entity has issued any Convertible Securities or Warrants?		No
c	Whether the Listed Entity has any shares against which depository receipts are issued?		No
d	Whether the Listed Entity has any shares in locked-in?		No
e	Whether any shares held by promoters are pledge or otherwise encumbered?		No
f	Whether the Listed Entity has any Significant Beneficial Owner?	YES	

*if the Listed Entity selects the option 'NO' for the questions above, the columns for the partly paid up shares, Outstanding Convertible

- 5 The tabular format for disclosure of holding of specified securities is as follows:



Table I - Summary Statement holding of specified securities

Category	Category of Shareholder	No of Shareholders	No of fully paid up equity shares held	No of Partly paid-up equity shares held	No of Shares Underlying Depository Receipts	Total No of Shares Held	Shareholding as a % of total no of shares (calculated as per SCRR, 1957)	Number of Voting Rights held in each class of securities			No of Shares Underlying Outstanding convertible securities (including Warrants)	Shareholding as a % assuming full conversion of convertible Securities (as a percentage of diluted share capital)	Number of Locked In Shares		Number of Shares pledged or otherwise encumbered	Number of equity shares held in dematerialized form	
								(IX)					Total as a % of (A+B+C)	No. (a)			As a % of total
								Class X	Class Y	Total							
(I)	(II)	(III)	(IV)	(V)	(VI)	(VII) = (IV)+(V)+(VI)	(VIII) = As a % of (A+B+C2)				(X)	(XI) = (VII)+(X) As a percentage of (A+B+C2)	(XII)	(XIII)	(XIV)		
								No of Voting Rights			Total as a % of (A+B+C)	No. (a)	As a % of total	No. (a)	As a % of total		
								Class X	Class Y	Total							
(A)	Promoter & Promoter Group	10	18,740,060	-	-	18,740,060	58.23	18,740,060	-	18,740,060	58.23	-	58.23	-	-	-	18,740,060
(B)	Public	5,186	13,369,020	-	-	13,369,020	41.54	13,369,020	-	13,369,020	41.54	-	41.54	-	-	-	13,345,063
(C)	Non Promoter-Non Public	1	74,967	-	-	74,967		74,967	-	74,967		-		-	-	-	74,967
(C1)	Shares underlying DRs	-	-	-	-	-		-	-	-		-		-	-	-	-
(C2)	Shares held by Employes Trusts	1	74,967	-	-	74,967	0.23	74,967	-	74,967	0.23	-	0.23	-	-	-	74,967
	Total:	5,197	32,184,047	-	-	32,184,047	100.00	32,184,047	-	32,184,047	100.00	-	100.00	-	-	-	32,160,090




Table II - Statement showing shareholding pattern of the Promoter and Promoter Group

(I)	Category & Name of the Shareholder	PAN	No of Shareholders	No of fully paid up equity shares held	No of Partly paid-up equity shares held	No of Shares Underlying Depository Receipts	Total No of Shares Held	Shareholding as a % (calculated as per SCRR, 1957) As a % of (A+B+C2)	Number of Voting Rights held in each class of securities			No of Shares Underlying Outstanding convertible securities (including Warrants)	Shareholding as a % assuming full conversion of convertible Securities (as a percentage of diluted share capital)	Number of Locked In Shares		Number of Shares pledged or otherwise encumbered		Number of equity shares held in dematerialized form	
									Class X	Class Y	Total			Total as a % of (A+B+C)	No.	As a % of total Shares held	No.		As a % of total Shares held
(1)	Indian								No of Voting Rights										
(a)	Individuals/Hindu undivided Family		5	615,836	-	-	615,836	1.91	615,836	-	615,836	1.91	-	1.91	-	-	-	-	615,836
	NIRMAL KUMAR BARDIYA		-	200,581	-	-	200,581	0.62	200,581	-	200,581	0.62	-	0.62	-	-	-	-	200,581
	KUSUM BARDIYA		-	165,205	-	-	165,205	0.51	165,205	-	165,205	0.51	-	0.51	-	-	-	-	165,205
	DEEPTI AGRAWAL		-	127,600	-	-	127,600	0.40	127,600	-	127,600	0.40	-	0.40	-	-	-	-	127,600
	RAHIMULLAH		-	100,000	-	-	100,000	0.31	100,000	-	100,000	0.31	-	0.31	-	-	-	-	100,000
	SHEELA AGARWAL		-	22,450	-	-	22,450	0.07	22,450	-	22,450	0.07	-	0.07	-	-	-	-	22,450
(b)	Central Government/State Government(s)		-	-	-	-	-	-	-	-	-	-	-	-	-	-	-	-	-
(c)	Financial Institutions/Banks		-	-	-	-	-	-	-	-	-	-	-	-	-	-	-	-	-
(d)	Any Other (BODY CORPORATE)		1	18,077,764	-	-	18,077,764	56.17	18,077,764	-	18,077,764	56.17	-	56.17	-	-	-	-	18,077,764
	BRETT ENTERPRISES PVT LTD		-	18,077,764	-	-	18,077,764	56.17	18,077,764	-	18,077,764	56.17	-	56.17	-	-	-	-	18,077,764
	Sub-Total (A)(1)		6	18,693,600	-	-	18,693,600	58.08	18,693,600	-	18,693,600	58.08	-	58.08	-	-	-	-	18,693,600
(2)	Foreign																		
(a)	Individuals (Non-Resident Individuals/Foreign Individuals)		4	46,460	-	-	46,460	0.14	46,460	-	46,460	0.14	-	0.14	-	-	-	-	46,460
	SUNIL AGRAWAL		-	28,140	-	-	28,140	0.09	28,140	-	28,140	0.09	-	0.09	-	-	-	-	28,140
	HURSH AGRAWAL		-	10,000	-	-	10,000	0.03	10,000	-	10,000	0.03	-	0.03	-	-	-	-	10,000
	SANJEEV AGRAWAL		-	8,320	-	-	8,320	0.03	8,320	-	8,320	0.03	-	0.03	-	-	-	-	8,320
	NEIL AGRAWAL		-	-	-	-	-	-	-	-	-	-	-	-	-	-	-	-	-
(b)	Government		-	-	-	-	-	-	-	-	-	-	-	-	-	-	-	-	-
(c)	Institutions		-	-	-	-	-	-	-	-	-	-	-	-	-	-	-	-	-
(d)	Foreign Portfolio Investor		-	-	-	-	-	-	-	-	-	-	-	-	-	-	-	-	-
	Sub-Total (A)(2)		4	46,460	-	-	46,460	0.14	46,460	-	46,460	0.14	-	0.14	-	-	-	-	46,460
	Total Shareholding of Promoter and Promoter Group (A)=(A)(1)+(A)(2)		10	18,740,060	-	-	18,740,060	58.23	18,740,060	-	18,740,060	58.23	-	58.23	-	-	-	-	18,740,060

Detail of Shares which remain unclaimed may be given here along with details such as number of shareholders, outstanding shares held in demat/unclaimed suspense account, voting rights which are frozen etc.

Note:

(1) PAN would not be displayed on website of Stock Exchange(s)

(2) The term "Encumbrance" has the same meaning as assigned under regulation 28(3) of SEBI (Substantial Acquisition of Shares and Takeovers) Regulations, 2011




Table III - Statement showing shareholding pattern of the Public shareholder

Category & Name of the Shareholder	PAN	No of Shareholders	No of fully paid up equity shares held	No of Partly paid-up equity shares held	No of Shares Underlying Depository Receipts	Total No of Shares Held	Shareholding as a % calculate d as per SCRR,1957 As a % of (A+B+C2)	Number of Voting Rights held in each class of securities			No of Shares Underlying Outstanding convertible securities (including Warrants)	Shareholding as a % assuming full conversion of convertible Securities (as a percentage of diluted share capital)	Number of Locked In Shares	Number of Shares pledged or otherwise encumbered	Number of equity shares held in dematerialized form	
								(IX)								
								Class X	Class Y	Total						
(I)	(II)	(III)	(IV)	(V)	(VI)	(VII) = (IV+V+VI)	(VIII)	(IX)			(X)	(XI)	(XII)	(XIII)	(XIV)	
								No of Voting Rights			Total as a % of (A+B+C)					
												No. (a)	As a % of total Shares held (b)	No. (a)	As a % of total Shares held (b)	
(1) Institutions																
(a) Mutual Funds		2	2,300,602	-	-	2,300,602	7.15	2,300,602	-	2,300,602	7.15	-	7.15	-	-	2,300,602
MOTILAL OSWAL MULTICAP 35 FUND		1	2300513	-	-	2,300,513	7.15	2,300,513	-	2,300,513	7.15	-	7.15	-	-	2,300,513
(b) Venture Capital Funds																
(c) Alternative Investment Funds		1	383,092	-	-	383,092	1.19	383,092	-	383,092	1.19	-	1.19	-	-	383,092
MALABAR VALUE FUND		-	383,092	-	-	383,092	1.19	383,092	-	383,092	1.19	-	1.19	-	-	383,092
(d) Foreign Venture Capital Investors																
(e) Foreign Portfolio Investors		43	3,984,520	-	-	3,984,520	12.38	3,984,520	-	3,984,520	12.38	-	12.38	-	-	3,984,520
MALABAR INDIA FUND LIMITED		-	2,244,613	-	-	2,244,613	6.97	2,244,613	-	2,244,613	6.97	-	6.97	-	-	2,244,613
TAIYO GREATER INDIA FUND LTD		-	755,964	-	-	755,964	2.35	755,964	-	755,964	2.35	-	2.35	-	-	755,964
(f) Financial Institutions/Banks		2	7,170	-	-	7,170	0.02	7,170	-	7,170	0.02	-	0.02	-	-	7,170
(g) Insurance Companies																
(h) Provident Funds/Pension Funds																
(i) Any Other (FOREIGN INSTITUTIONAL INVESTOR)		1	3,359,713	-	-	3,359,713	10.44	3,359,713	-	3,359,713	10.44	-	10.44	-	-	3,359,713
NALANDA INDIA FUND LIMITED		-	3,359,713	-	-	3,359,713	10.44	3,359,713	-	3,359,713	10.44	-	10.44	-	-	3,359,713
Sub Total (B)(1)		49	10,035,097	-	-	10,035,097	31.18	10,035,097	-	10,035,097	31.18	-	31.18	-	-	10,035,097
(2) Central Government/State Government(s)/President of India																
Sub Total (B)(2)																
(3) Non-Institutions																
(a) i. Individual shareholders holding nominal share capital up to Rs.2 lakhs		4,768	990,721	-	-	990,721	3.08	990,721	-	990,721	3.08	-	3.08	-	-	969,964
ii. Individual shareholders holding nominal share capital in excess of Rs. 2 Lakhs		20	1,993,891	-	-	1,993,891	6.20	1,993,891	-	1,993,891	6.20	-	6.20	-	-	1,993,891
ASHISH KACHOLIA		-	499,182	-	-	499,182	1.55	499,182	-	499,182	1.55	-	1.55	-	-	189,182
VIJAY KISHANLAL KEDIA		-	700,000	-	-	700,000	2.17	700,000	-	700,000	2.17	-	2.17	-	-	700,000
(b) NBFCs Registered with RBI																
(c) Employee Trusts																
(d) Overseas Depositories (Holding DRs)(Balancing figure)																
(e) Any Other		349	349,311	-	-	349,311	1.09	349,311	-	349,311	1.09	-	1.09	-	-	346,111
(f) NON RESIDENT INDIANS		208	135,832	-	-	135,832	0.42	135,832	-	135,832	0.42	-	0.42	-	-	133,132
(i) Clearing Members		29	33,073	-	-	33,073	0.10	33,073	-	33,073	0.10	-	0.10	-	-	33,073
(a) Body Corporate		111	180,358	-	-	180,358	0.56	180,358	-	180,358	0.56	-	0.56	-	-	179,858
(iv) Trust		1	48	-	-	48	0.00	48	-	48	0.00	-	0.00	-	-	48
Sub Total (B)(3)		5,137	3,333,923	-	-	3,333,923	10.36	3,333,923	-	3,333,923	10.36	-	10.36	-	-	3,309,966
Total Public Shareholding (B) = (B)(1)+(B)(2)+(B)(3)		5,186	13,369,020	-	-	13,369,020	41.54	13,369,020	-	13,369,020	41.54	-	41.54	-	-	13,345,063

Details of shareholders acting as persons in Concert including their shareholding (No. and %)

Details of Shares which remain unclaimed may be given here along with details such as number of shareholders, outstanding shares held in demat/unclaimed suspense account, voting rights which are frozen etc.

Notes:

(1) PAN would not be displayed on website of Stock Exchange(s).

(2) The above format needs to be disclosed along with the name of following persons:

Institutions/Non Institutions holding more than 1% of total number of shares.

(3) W.r.t. the information pertaining to Depository Receipts, the same may be disclosed in the respective columns to the extent information available and the balance to be disclosed as held by custodian.




Table IV - Statement showing shareholding pattern of the Non Promoter - Non Public Shareholder

(I)	(II)	(III)	(IV)	(V)	(VI)	(VII) = (IV+V+VI)	(VIII)	(IX)				(X)	(XI)	(XII)		(XIII)		(XIV)
								Number of Voting Rights held in each class of securities			Total as a % of (A+B+C)			No.	As a % of total Shares held	No.	As a % of total Shares held	
								Class X	Class Y	Total								
(1)	Custodian/DR Holder	-	-	-	-	-	-	-	-	-	-	-	-	-	-	-	-	-
(2)	Employee Benefit Trust (under SEBI(Share based Employee Benefit) Regulations 2014)	1	74,967	-	-	74,967	0.23	74,967	-	74,967	0.23	-	0.23	-	-	-	-	74,967
	Total Non-Promoter-Non Public Shareholding (C) = (C)(1)+(C)(2)	1	74,967	-	-	74,967	0.23	74,967	-	74,967	0.23	-	0.23	-	-	-	-	74,967

*updated after clarification from stock exchanges.

